

# Investment review

For the period 01 January 2019 to 17 May 2019  
Generated on 01 April 2019

ALLAN GRAY

Advised by:

THIS IS A LÓNG FSP NAME WITH SPÉCIAL CHARÃCTERS

Contact no: +0860000654

## Consolidated investment

### Asset allocation

As at 17 May 2019




The asset allocation shows how your investment is split between assets as a result of your unit trust allocation. Asset allocation information is provided by ProfileData and may differ from the latest fund factsheets.

Your growth assets, comprising net equity and property, total 75.37%

#### Total local/offshore split



#### Asset allocation breakdown



## Asset allocation per unit trust

Unit trust	Allocation		Net equity	Property	Bonds	Hedged equity	Cash	Other
BCI Prudential Fund of Funds (Class 3B1)	69.74%	Local	46.48%	2.71%	12.78%	-	10.23%	-
		Offshore	26.00%	- 0.31%	0.84%	-	0.65%	-
Allan Gray Balanced Fund	8.99%	Local	49.78%	1.35%	9.71%	0.95%	6.10%	-
		Offshore	19.43%	0.38%	4.30%	6.39%	1.61%	-
Allan Gray Equity Fund	6.71%	Local	65.46%	1.23%	-	-	1.98%	-
		Offshore	30.09%	0.24%	0.08%	-	0.92%	-
Orbis Global Equity Fund (USD)	5.43%	Local	-	-	-	-	-	-
		Offshore	97.79%	0.84%	-	-	1.37%	-
Old Mutual Global Equity Fund (Class B1)	5.05%	Local	-	-	-	-	2.06%	-
		Offshore	90.75%	5.99%	-	-	1.21%	-
Allan Gray - Orbis Global Equity Feeder Fund	2.49%	Local	-	-	-	-	0.80%	-
		Offshore	99.20%	-	-	-	-	-
Investec Global Franchise Feeder Fund (Class H)	0.67%	Local	-	-	-	-	0.90%	-
		Offshore	91.10%	-	-	-	8.00%	-
Coronation Optimum Growth Fund (Class P)	0.38%	Local	3.30%	0.49%	0.09%	-	2.44%	-
		Offshore	74.00%	4.06%	4.80%	-	10.82%	-
Nedgroup Investments Global Flexible Feeder Fund (Class B2)	- 0.33%	Local	-	-	-	-	- 0.87%	-
		Offshore	63.34%	-	2.58%	-	33.21%	-
BCI Worldwide Flexible Fund of Funds (Class 3B1)	0.21%	Local	23.68%	1.29%	2.65%	-	6.20%	-
		Offshore	53.49%	8.80%	0.96%	-	2.93%	-
BCI Stable Fund of Funds (Class 3B1) and this is a long fund name to see if the table wraps correctly. If not, then we will need to fix it.	0.00%	Local	20.91%	2.73%	33.24%	-	19.96%	-
		Offshore	13.08%	0.79%	6.10%	-	3.18%	-
Proportionate asset allocation		Local	41.35%	- 2.10%	9.79%	0.09%	7.97%	-
		Offshore	35.47%	0.65%	1.01%	0.57%	1.00%	-

### Notes

- Some unit trusts may borrow a percentage of their portfolio to increase liquidity, resulting in a negative asset allocation.